

**Watson
Bowman
Acme**

Stadiums and Arenas

**Your Strongest Partner for
Expansion Joint Systems**

What we bring to your project

Dedication, quality, and world-class results—on time and on budget.

World-class
expansion
joint
systems for
world-class
projects



Full project support

As your strongest partner, not only will Watson Bowman Acme provide you with customized expansion joint system solutions, we will also support your business throughout each phase of your project.



Full Stadium & Arena System Solutions

Waterproof products for attached parking structures, bowl area, including tread and riser, and interior finish spaces such as concourse, suites, and boxes.



Lead Generation

Local sales support backed by corporate research teams to find the best-fit projects.



Quick Quote Program

Commitment to fast turn-around on accurate estimates, quotations, and takeoffs.




Engineering Support

Customized concepts, designs, and drawings for project-based solutions.



Order Management

Delivery/freight options that fit your specific business needs.



Technical Services

Field training and on-site technical assistance readily available.

Being the industry leader means something

Commitment to quality, to service, and reliability. It's about committing to innovation, setting the industry standard, and providing you with world-class solutions.



Technical Expertise

We hire the best talent in the industry to bring real solutions for your specific needs and challenges. No project or unique design requirement is too difficult for the Watson Bowman Acme team of experts.



Innovation

Watson Bowman Acme has designed and manufactured systems for the world's most complex projects. With access to state-of-the-art research and development resources, innovation continues to be critical to our success. And yours.



Custom Solutions

It's more than just technical expertise. From custom designs, to full systems specifically created for stadium and arena structures, a full staff of engineers, designers, highly-skilled manufacturers, and field service technicians bring you results with minimal costs and time requirements.



Quality

You can't have quality without commitment to continuous improvement. Combined with a dedication to providing only the highest quality products and services, a recent \$2 million+ investment in process and equipment improvements, an ISO 9001:2008 certification, all supported by Lean Six Sigma tools and methodology, we keep manufacturing lean and get you top results—on time and on budget.

Watson Bowman Acme's stadium and arena systems do more than just allow for the necessary movement between rigid elements. They also protect the entire structure, ensuring sustainability, all while meeting the functional demands and aesthetic appeal of the most challenging projects.

Partnership, support, and deep expertise

Watson Bowman Acme is at the industry forefront of the design and manufacturing of expansion joints.



Watson Bowman Acme provides technical support and product solutions for the most complex and challenging applications, with deep expertise across all industries.



Architectural
Buildings



Bridges &
Highways



Parking
Structures



Stadiums
& Arenas

Watson Bowman Acme expansion joint systems can be seen in your favorite stadiums and arenas*

New Era Field
Orchard Park, NY

AT&T Stadium
Arlington, TX

Mercedes-Benz Stadium
Atlanta, GA

Fenway Park
Boston, MA

Notre Dame Stadium
South Bend, IN

Rogers Centre
Toronto, Ontario

Nissan Stadium
Nashville, TN

CenturyLink Field
Seattle, WA

Heinz Field
Pittsburgh, PA

US Bank Stadium
Minneapolis, MN

Soldier Field
Chicago, IL

Edward Jones Dome
St. Louis, MO



*List above represents only a small sampling of WBA reference projects. For more references, please ask a WBA sales rep or visit watsonbowmanacme.com

Watson Bowman Acme Expansion Joint Solutions for stadiums and arenas

Exterior Joint Systems:



Wabo®GutterFlex
Flexible gutter system



Wabo®UreFlex
Tread and riser system



Wabo®SeismicSpan
Surface-mounted cover plate



Wabo®SeismicSpan II
Seismic self-centering technology



Wabo®SafetyFlex
Elastomeric hinged cover plate



Wabo®WaterTite
Perfect for split-slab construction



Wabo®Crete Membrane
Leading elastomeric header system

Exterior Wall Joint Systems:



Wabo®WeatherSeal II
Foam seal superior to silicone and urethane



Wabo®Seismic WeatherSeal II
Pre-compressed joint seal



Wabo®WeatherSeam
Water-tight seismic system

Segmental Joint Systems:



Wabo®ElastoFlex
Steel-reinforced EPDM rubber system



Wabo®SafetyFlex
Elastomeric hinged cover plate

Headers and Spall Repair:



Wabo®Crete II
Durable elastomeric header system

Armored Joint Systems:



Wabo®BusTuff
For heavy-loading scenarios



Wabo®StripSeal
Cast-in-place watertight system



Wabo®Crete StripSeal
Superior impact resistance

Joint Seal Technology:



Jeene®
Patented air-pressurized seal



Wabo®CompressionSeal
Preformed neoprene seal



Wabo®Evazote
Closed cell, UV stable foam seal



Wabo®XPE Foam
Impermeable stable foam seal



Wabo®InverSeal
Closed-cell neoprene seal



Wabo®SiliconeSeal
High performance 2-part sealant



Wabo®HSeal
Precompressed elastomeric coated foam system

Life Safety Fire Barrier Systems:



Wabo®FlameGuard II
Exceeds fire endurance ratings




Wabo®FireFlex
Lateral shear




Wabo®ThermoShield
Caulk and sealant free



Wabo®FireShield
Precompressed watertight fire rated system



For more products, accessories and the latest information, visit watsonbowmanacme.com or request a product catalog from your WBA sales representative.



Watson Bowman Acme Corp.

95 Pineview Drive Amherst, NY 14228

Tel. 716-691-7566 Fax 716-691-9239

watsonbowmanacme.com