


WaboCrete® Membrane

Membrane sealing expansion joint system

Features	Benefits
<ul style="list-style-type: none"> • Watertight applications 	<p>The membrane seals combined with WaboCrete® Parking Series elastomeric concrete provides a monolithic sealing system preventing water from leaking through the expansion joint opening.</p>
<ul style="list-style-type: none"> • Energy absorbing 	<p>WaboCrete® Parking Series has been developed to adsorb the impact loads associated with typical parking deck applications.</p>
<ul style="list-style-type: none"> • Heat weldable seals 	<p>Provides a continuous, watertight seal at transitions and intersections.</p>
<ul style="list-style-type: none"> • Proven performance 	<p>Over 35 years of successful installations.</p>

DESCRIPTION:

The industry's original elastomeric concrete system, WaboCrete® Membrane is a high-performance joint sealing system specifically designed to meet the unique demands of parking structures. The WaboCrete® Membrane system combines a choice of versatile elastomeric glands with hole patterns in the flange areas providing secure mechanical attachment between the concrete substrate and WaboCrete® Parking Series elastomeric header. The tough and durable header flexes with deck loads and seals out moisture. Added benefits and features of the elastomeric concrete header is its enhanced non-slip textured finish, increased UV resistance and aesthetic appeal where its gray color compliments adjacent traffic deck coatings. Installed by Factory Trained Applicators, the WaboCrete® Membrane systems are available with the strongest warranties in the industry.



RECOMMENDED FOR:

- Sealing expansion joint openings on parking decks, pedestrian bridges and plaza decks.
- New construction or repair and maintenance of existing expansion joints.
- High impact and repetitive loading conditions

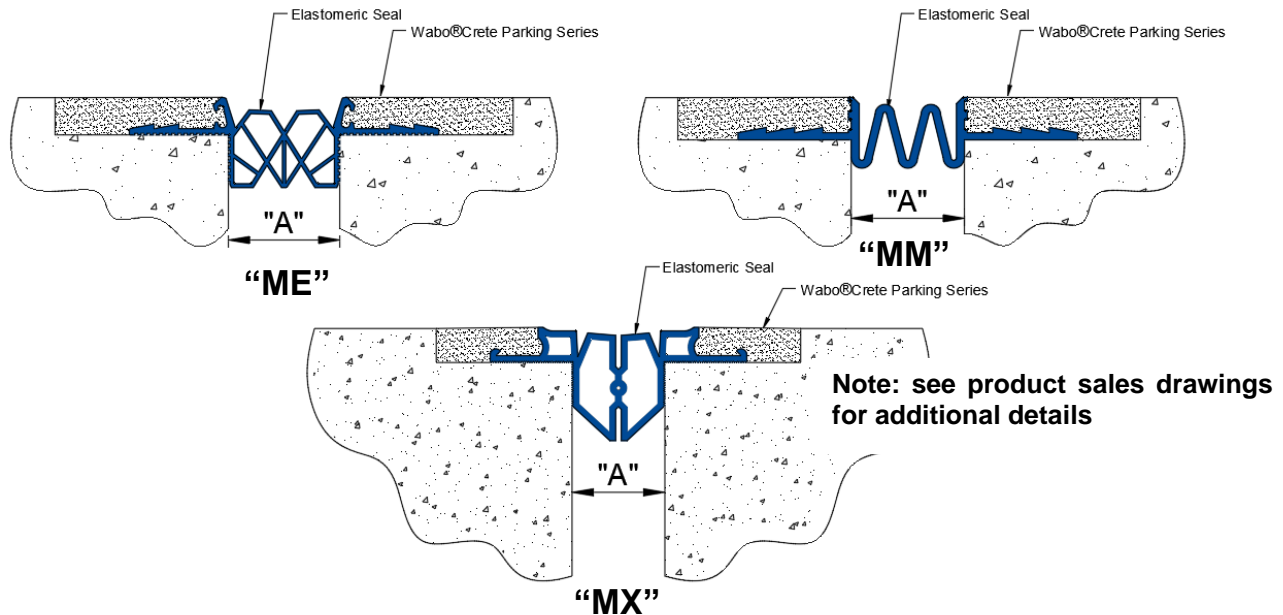
PACKAGING/COVERAGE:

- Rubber seals are cut to length and shipped on pallets per limitations of shipping methods
- WaboCrete® Parking Series Elastomeric Concrete
 - PTA – ½ gal container
 - PTB – 1 gal container
 - PTC – 60 lbs aggregate
 - A+B+C = 1 unit
1 unit = 0.6 ft³ (1030 in³)
 - Masterseal 940 – color: Gray

TECHNICAL DATA:

Design Information

The Wabo®Crete Membrane system is available in 3 different series. The ME series uses a multi-celled pedestrian-friendly profile designed per ADA guidelines. The MM series features a simple ribbed profile ideal for split slab conditions or rehabilitating existing joints. The MX series features a simple two-cell web design for greater movement capability.



Movement Table

Model Number	Installation Width				Joint Opening "A"					
	Min		Max		Min.		Max.		Total	
	inches	mm	inches	mm	inches	mm	inches	mm	inches	mm
ME-225	1.00	25	2.00	51	0.75	19	2.25	57	1.50	38
ME-300	1.75	44	2.75	70	1.25	32	3.00	76	1.75	44
ME-400	2.13	54	3.75	95	1.50	38	4.00	102	2.50	64
ME-500	2.63	67	4.75	121	1.75	44	5.00	127	3.25	83
ME-600	3.00	76	5.75	146	2.00	51	6.00	152	4.00	102
MM-150	N/A	N/A	N/A	N/A	0.50	13	2.50	64	2.00	51
MM-200	1.00	25	2.00	51	0.75	19	4.00	102	3.25	83
MM-800	2.00	51	4.00	102	1.75	44	8.00	203	6.25	159
MX-200	0.75	19	2.00	51	0.38	10	4.00	102	3.63	92

When specifying a corner conditions, add a "C" after the models number. For example: ME-225C. WBA can develop custom solutions. Contact your WBA Representative with your special design needs.



PHYSICAL PROPERTIES:
Elastomeric Concrete Header

PHYSICAL PROPERTIES (Binder and Aggregate)			
PHYSICAL PROPERTIES	ASTM METHOD	REQUIREMENTS	TEST RESULTS
Compressive Strength	D695 Mod	2200	2723 psi
Resilience at 5% deflection	D695	90 (min.)	96.7%
Adhesion to concrete:	C190		
Dry Bond		400	451.3 psi
Wet Bond		250	353.9 psi
Impact Resistance	Steel ball drop (.375" th. Disc / dry steel plate)		
At -20 deg F (-29C)		no cracks at 5 ft	7.0 ft-lbs
At 32 deg F (0C)		no cracks at 5 ft	10.0 ft-lbs
At 158 deg F (70C)		no cracks at 5 ft	10.0 ft-lbs

Elastomeric Gland (Black TPV)

PHYSICAL PROPERTY	ASTM TEST METHOD	REQUIREMENTS
Tensile Strength, min	D-412	986 psi
Elongation at Break, min	D-412	570%
Hardness, Shore A	D-2240	63
100% Modulus, min	D-412	363 psi
Tear Strength, avg	D-624	29 kN/m
Compression Set, max		
22 hrs @ 73°F	D-395	17%
70 hrs @ 257°F		40%
Ozone Resistance	D-1171	No cracks
UV Resistance	SAE J1960	Pass
Staining Resistance	D-925	No staining



APPLICATION:

INSTALLATION SUMMARY:

- Concrete substrates must be abrasive blasted to remove all latencies and contaminants which may cause bonding problems.
- Apply Wabo® Bonding Agent (primer) to surface of the properly prepared concrete prior to installation of WaboCrete® Parking Series. Do NOT apply Wabo® Bonding Agent to steel substrates. There must be no visible moisture prior to the application of the primer. Primer can be brush applied. Do NOT allow primer to dry prior to placement of WaboCrete® Parking Series.
- Thoroughly pre-mix (approximately 20 seconds) Part B separately before pouring entire contents of Part B into clean 5-gallon container. Add Part A and mix both components for approximately 30 seconds, or until well blended.
- Slowly add the aggregate component to the mixed liquids and mix until all aggregate is coated (approximately 1 minute). This mix can be poured into the properly prepared blockout, in which the primer is still wet. The material will flow and self-level. Use a margin trowel to work material and finish surface.
- For sloped conditions, add Wabo® Non Flow Additive to the liquid-aggregate mixture.
- The elastomeric gland shall be field installed in longest possible continuous lengths. Install the expansion control system in accordance with manufacturer's typical details and installation procedures.

FOR BEST RESULTS:

- Install when concrete substrate is clean, sound, dry, and cured (14-day minimum).
- Do not install if the joint's anticipated movement will exceed the system's movement range.
- Protect the work area with appropriate plastic sheeting.
- Minimize splice points by installing seals in longest possible continuous lengths.
- Do not allow any of the components to freeze prior to installation. Store all components out of direct sunlight in a clean, dry location between 50°F (10°C) and 90°F (32°C).
- Shelf life of chemical components is approximately 1 year. Shelf life of WaboCrete® Parking Series is 18 months.
- Periodically inspect the applied material and repair localized areas as needed. Consult a Watson Bowman Acme representative for additional information.
- Make certain the most current version of the product data sheet is being used. Please consult the website (www.watsonbowmanacme.com) contact a customer service representative.
- Proper application is the responsibility of the user. Field visits by Watson Bowman Acme personnel are for the purpose of making technical recommendations only and not for supervising or providing quality control on the jobsite.

Refer to WBA's current installation instructions on their website for detailed step by step instructions.


OPTIONS/EQUIPMENT:

- Non-flow additive (sloped conditions)
- Two-inch (2") hand margin trowels
- Use a ¾" heavy duty, slow speed, high torque, drill with an egg-beater (or mud beater) style mixing paddle to mix Wabo®Crete Parking Series.
- One clean 5-gallon bucket

RELATED DOCUMENTS:

- Material Safety Data Sheets
- WaboCrete® Membrane Specification
- WaboCrete® Membrane Sales Drawings
- WaboCrete® Membrane Installation Procedure

Example of an "egg-beater" style mixing paddle.



LIMITED WARRANTY:

Watson Bowman Acme Corp. warrants that this product conforms to its current applicable specifications. WATSON BOWMAN ACME CORP. MAKES NO OTHER WARRANTY, EXPRESS OR IMPLIED, INCLUDING ANY WARRANTY OF MERCHANTABILITY OR WARRANTY OF FITNESS FOR A PARTICULAR PURPOSE. The sole and exclusive remedy of Purchaser for any claim concerning this product, including, but not limited to, claims alleging breach of warranty, negligence, strict liability or otherwise, is the replacement of product or refund of the purchase price, at the sole option of Watson Bowman Acme Corp. Any claims concerning this product shall be submitted in writing within one year of the delivery date of this product to Purchaser and any claims not presented within that period are waived by Purchaser. IN NO EVENT SHALL WATSON BOWMAN ACME CORP. BE LIABLE FOR ANY SPECIAL, INCIDENTAL, CONSEQUENTIAL (INCLUDES LOSS OF PROFITS) OR PUNITIVE DAMAGES. Other warranties may be available when the product is installed by a factory trained installer. Contact your local Watson Bowman Acme representative for details. The data expressed herein is true and accurate to the best of our knowledge at the time published; it is, however, subject to change without notice.

WaboCreteMembrane_0621