


Jeene®

Multi-Directional Structural Sealing Joint System

Features	Benefits
<ul style="list-style-type: none"> • Unique Design 	Assures that profile will not protrude above surface level; minimizes dirt or debris accumulation. Ribs on sides of profile assure greater adhesion
<ul style="list-style-type: none"> • Air Inflation Process 	Process allows for maximum bonding of epoxy adhesive to the profile and joint wall, unlike traditional conventional compression technology which requires over sizing of seals.
<ul style="list-style-type: none"> • Versatile Movement Capacity 	Allows free movement of structure in any direction without joint failure. Can take skew, rotational, dynamic load, vertical and horizontal movements.
<ul style="list-style-type: none"> • Neoprene Extruded Material 	Does not lose memory (resiliency) over time. Highly resistant to most chemicals, oil, and puncture resistant.



RECOMMENDED FOR:

- Sealing joints on bridges, tunnels, parking decks, stadiums, buildings, reservoirs, and waste water treatment facilities.
- Expansion joints requiring multi-directional movement
- Linear, angular, or circular expansion joint applications

PACKAGING/COVERAGE:

- Jeene® seal is cut to length and boxed per limitations of required shipping methods. Jeene® accessories are shipped in cardboard cartons. Appropriate amounts of all components are provided with lineal footage ordered.
- Wabo® Paste Adhesive (warm weather)
 - Part A – 32 oz container
 - Part B – 16 oz container
- Wabo® Paste Adhesive (cold weather)
 - Part A – 32 oz container
 - Part B – 32 oz container
- Wabo® Conditioning Agent
 - 1 qt can
- Wabo® Concrete Cleaner
 - 1 qt can

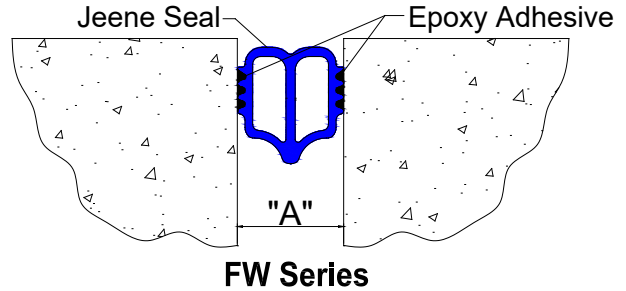
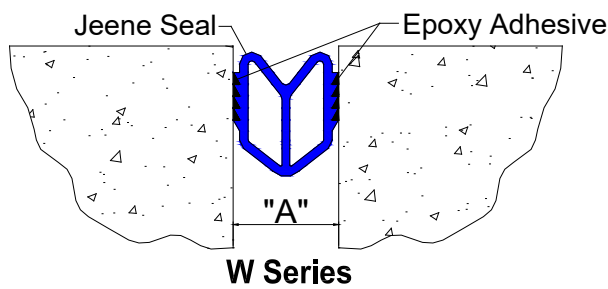
DESCRIPTION:

Jeene® is a structural sealing joint system comprised of a neoprene profile, which is air-pressurized and bonded in place with a specially formulated epoxy adhesive. When properly installed, the high performance Jeene® joint system will not tear away, protrude out of, or slip from its original position when exposed to repeated mechanical or thermal movements. Complete adhesion of the epoxy to the profile and joint wall is achieved due to the air inflation during installation. Jeene® is the most durable, versatile, cost-effective, and watertight expansion joint in the industry.

TECHNICAL DATA:

Design Information:

The Jeene® W Series provides +/- 50% movement, while also allowing for multi-directional movement. The Jeene® FW Series is ADA compliant and provides +/- 35% movement. Jeene® will conform to vertical and horizontal directional changes, T-intersections, and varied joint opening dimensions.



Movement Table

Model Number	Required Joint Gap*				Horizontal Movement Range "A"					
	Width		Depth		Min.		Max.		Total	
	in	mm	in	mm	in	mm	in	mm	in	mm
25W	1.000	25	2.000	51	0.500	13	1.500	38	1.000	25
40W	1.625	41	2.750	70	0.750	19	2.375	60	1.625	41
50W	2.000	51	3.125	79	1.000	25	3.000	76	2.000	51
65W	2.500	64	4.125	105	1.250	32	3.875	98	2.625	67
75W	3.000	76	5.375	137	1.500	38	4.500	114	3.000	76
100W	3.875	98	5.500	140	2.000	51	5.875	149	3.875	98
25FW	1.000	25	2.000	51	0.625	16	1.375	35	0.750	19
40FW	1.625	41	3.000	76	1.000	25	2.125	54	1.125	29
50FW	2.000	51	3.500	89	1.375	35	2.625	67	1.250	32
65FW	2.500	64	4.375	111	1.750	44	3.375	86	1.625	41
75FW	3.000	76	4.750	121	2.000	51	3.875	98	1.875	48
100FW	3.875	98	5.875	149	2.625	67	5.250	133	2.625	67
125FW	5.000	127	7.000	178	3.375	86	6.625	168	3.250	83

Note: * - Width measurements represent the maximum concrete gap width at time of installation. Depth measurements represent the minimum recommended concrete depth. All measurements have been converted from metric and rounded to nearest 1/8".



PHYSICAL PROPERTIES:

Jeene Seal

PHYSICAL PROPERTY	ASTM TEST METHOD	REQUIREMENTS
Tensile Strength, min	D 412	2,000 psi (13.8 Mpa)
Elongation at Break, min	D 412	250%
Hardness Shore A Low Temperature Stiffening	D 2240	65 +/- 5 0 to +15
Oven Aging, 70 hrs. @ 212°F(100°C) Tensile, max loss Elongation, max loss Change in Hardness	D 573	20% 20% 0 to 10 pts.
Oil Swell, 70 hrs. @ 212°F(100°C) Weight Change, max	D 471	45%
Ozone Resistance, 20% Strain, 3PPM in Air 70 hrs. @ 104°F(40°C)	D 1149	no cracks
Low Temperature Stiffening	D 2240	0 to +15

Wabo® Paste Adhesive

PHYSICAL PROPERTY	ASTM TEST METHOD	REQUIREMENTS
Tensile Strength	D 638	3500 to 4000 psi min
Axial Compression	D 695	8000 psi min
Pot Life	D 2471	40 minutes min @ 77°F (25°C)
Flash Point	D 56	> 150°F (65.5°C)
Tensile Strength, 24 hr	ASTM D638	3000 psi min
Axial Compression, 24 hr	ASTM D695	6500 psi, min



APPLICATION:

INSTALLATION SUMMARY:

- **Newly placed concrete:** the joint interface must be dry and clean (free of dirt, coatings, rust, grease, oil, and other contaminants), sound and durable. New concrete must be cured (minimum of 14 days).
- **Aged concrete:** loose, contaminated, weak, spalled, deteriorated and/or delaminated concrete must be removed to sound concrete and repaired prior to placement.
- **Steel:** steel substrates should be sound, steel surfaces must be abrasive blasted SP-10 near white, immediately prior to installation.
- The joint opening must be abrasive blasted to remove all latencies and contaminants which may cause bonding problems. The joint opening should be blown clean using compressed air (>90psi).
- Measure and cut to exact length needed for continuous joint, being careful not to pull or stretch the seal. Measure the joint opening width. The nominal width of the seal should never be less than the joint opening at time of installation. The system can NOT be installed in tension.
- Attached the end caps onto each open end of the Jeene system. Install the air valve assembly.
- Clean the ribbed area of the seal with a wire brush. Apply WaboConditioning agent to the ribbed area and scrub with a nylon brush. Repeat application of WaboConditioning agent and brush clean.
- Clean concrete substrates with WaboConcrete Cleaner. Use a clean and dry rag to wipe the sidewalls of the joint opening.
- Mix WaboPaste Adhesive components A and B in a separate clean and dry container. Apply mixed WaboPaste Adhesive by brush, trowel, or caulking gun. Apply adhesive to coat the sidewall of the seal's ribbed area and the sidewalls of the joint opening.
- The seal should be installed 1/8" below the finished surface and should never protrude above the joint edge. Inflate the Jeene system to approximately 15psi. Decrease the pressure if the seal begins to rise out of the joint opening.
- Maintain air pressure in the system until the WaboPaste Adhesive cures (approximately 24 hours).

FOR BEST RESULTS:

- Install when concrete substrate is clean, sound, dry, and cured (14 day minimum).
- Do not install if the joint's anticipated movement will exceed the seal's movement range.
- Minimize splice points by installing seals in longest possible continuous lengths.
- Do not allow any of the components to freeze prior to installation. Store all chemical components out of direct sunlight in a clean, dry location between 50°F (10°C) and 90°F (32°C). Do not store in high humidity.
- Do not install when surface temperature is less than 40°F (4°C).
- Shelf life of chemical components is approximately 1 year.
- Periodically inspect the applied material and repair localized areas as needed. Consult a Watson Bowman Acme representative for additional information.
- Make certain the most current version of the product data sheet is being used. Please consult the website (www.watsonbowmanacme.com) or contact a customer service representative.



OPTIONS/EQUIPMENT:

- Air pump, contact WBA for recommendations
- Electric grinder and ½" drill with mixing paddle
- Jeene miter Box and tool box, contact WBA for details

RELATED DOCUMENTS:

- Material Safety Data Sheets
- Jeene Specification
- Jeene Sales Drawings
- Jeene Installation Procedure

LIMITED WARRANTY:

Watson Bowman Acme Corp. warrants that this product conforms to its current applicable specifications. WATSON BOWMAN ACME CORP. MAKES NO OTHER WARRANTY, EXPRESS OR IMPLIED, INCLUDING ANY WARRANTY OF MERCHANTABILITY OR WARRANTY OF FITNESS FOR A PARTICULAR PURPOSE. The sole and exclusive remedy of Purchaser for any claim concerning this product, including, but not limited to, claims alleging breach of warranty, negligence, strict liability or otherwise, is the replacement of product or refund of the purchase price, at the sole option of Watson Bowman Acme Corp. Any claims concerning this product shall be submitted in writing within one year of the delivery date of this product to Purchaser and any claims not presented within that period are waived by Purchaser. IN NO EVENT SHALL WATSON BOWMAN ACME CORP. BE LIABLE FOR ANY SPECIAL, INCIDENTAL, CONSEQUENTIAL (INCLUDES LOSS OF PROFITS) OR PUNITIVE DAMAGES. Other warranties may be available when the product is installed by a factory trained installer. Contact your local Watson Bowman Acme representative for details. The data expressed herein is true and accurate to the best of our knowledge at the time published; it is, however, subject to change without notice.

Jeene_0321